

# Ward 8 CAN AGM

February 21<sup>st</sup>  
2018



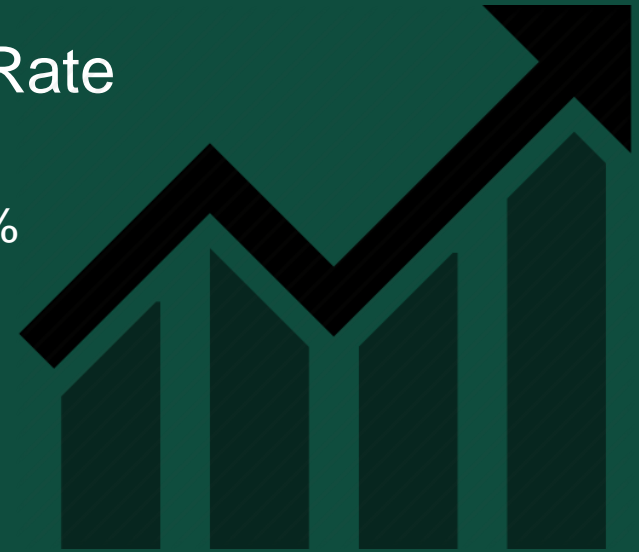
Presentation By:  
Mayor Brian Bigger

# Agenda

- Local Economic Update
- Construction Activity
- Infrastructure Investments
- What's Next

# Local Economic Update

- Greater Sudbury - Unemployment Rate (Jan)  $\approx$  6.8%\*
  - OCC 2018 Projections for NE Ontario: 6.9%
  - Down from  $\approx$  8.4% at this time in 2016
  - Provincial Average  $\approx$  5.6%
  - National Average  $\approx$  5.9%
- The Regional Business Centre in 2017
  - Registered 225 businesses
    - 64 new business starts
    - $\approx$  78 new jobs
    - 8 business expansions in 2017



# Local Economic Update


## Mining Activity

- CGS Bid to Noront Resources
  - Ferrochrome Processing Facility
- Thyssen Mining has established a Sudbury Location
- RDH Mining Equipment Global Expansion
- IAMGOLD Corp. Côté Lake Project
- Electric Vehicle Revolution
  - Well positioned to meet demand for batteries
  - Local companies are very optimistic



# Local Economic Update

- Film
  - William F. White International Expansion
  - Letterkenny Extended (40+ Episodes)
- Restaurant Openings
  - Cora's, Urban Cheese, Guilty Pleasures
- Health Care
  - HSN Learners' Centre
  - Advancement on NEO Kids
  - PET Scan Addition
- Automotive
  - Falconbridge Auto Park
  - BMW Dealership
- CGS Large Projects



# Construction Activity

## 2017 Building Permit Statistics (compared to 2016)

- Overall – Residential & ICI Permit Value is up 66.3% from 2016
  - Total Value = \$384 Million
  - \*2<sup>nd</sup> best year for construction value since 2009
- Residential – Number of Permits Down  $\approx$  -5.5%
  - Construction Value Up  $\approx$  1.2%
- Commercial Sector – New Construction is up 418.7% (\$26.8 Million)
- Industrial Sector – New Construction is up 596% (\$118 Million)
- Institutional Sector – Renovations Up 251.8% (\$83.1 Million)



# Value of Construction Activity

Previous highest  
\$404.6 M



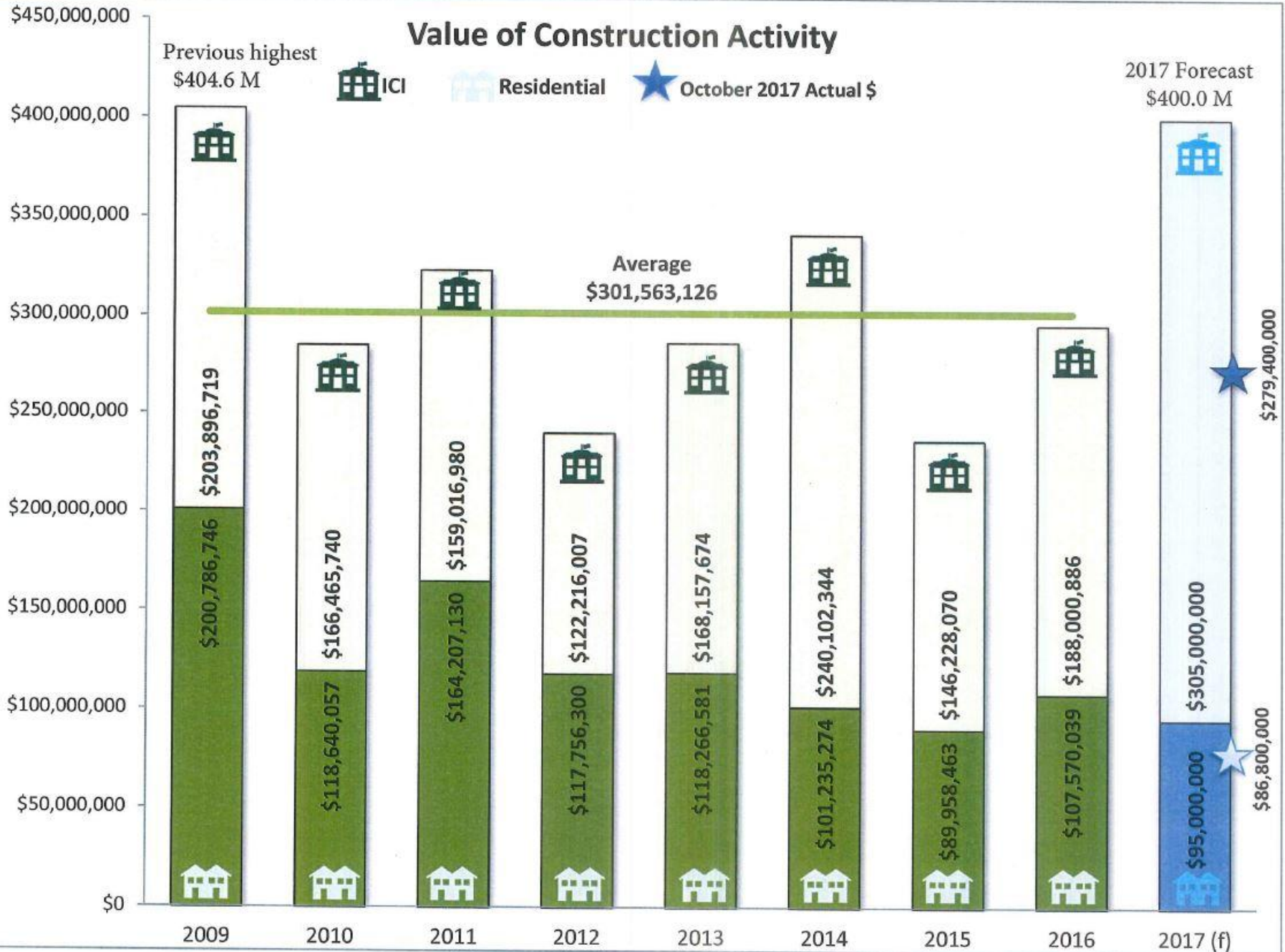
Residential



October 2017 Actual \$

2017 Forecast  
\$400.0 M

Average  
\$301,563,126



# Infrastructure Investments

- 2018 Capital Budget = \$162 Million
  - Attracted \$34.8 Million in Gov't Investment
  - \$222.6 Million in 2017 Budget
- Roads Budget
  - Record Spending - \$103.4 Million (64% of total budget)
  - Major Road Projects: Maley Dr., Lorne St., 2<sup>nd</sup> Avenue, MR35
  - Enhanced Pedestrian & Cycling Infrastructure
  - \$10 Million on Bridge and Culvert rehabilitation
- Water/Wastewater Budget
  - \$37.2 Million
- Winter Road Maintenance - \$17.6 Million
  - 26 KM's of Expanded Sidewalk Maintenance
- 





# What's Up at City Hall?

- Transit Action Plan
- Large Projects
  - Kingsway Entertainment District
  - Library/Art Gallery & Convention Centre
  - Place des Arts
- PDAC Conference
  - GSDC “Resourceful City” Showcase
  - Promote Greater Sudbury & Local Business
- Gearing up for a busy construction year
- All info is available at [www.greatersudbury.ca](http://www.greatersudbury.ca) or by calling 311

